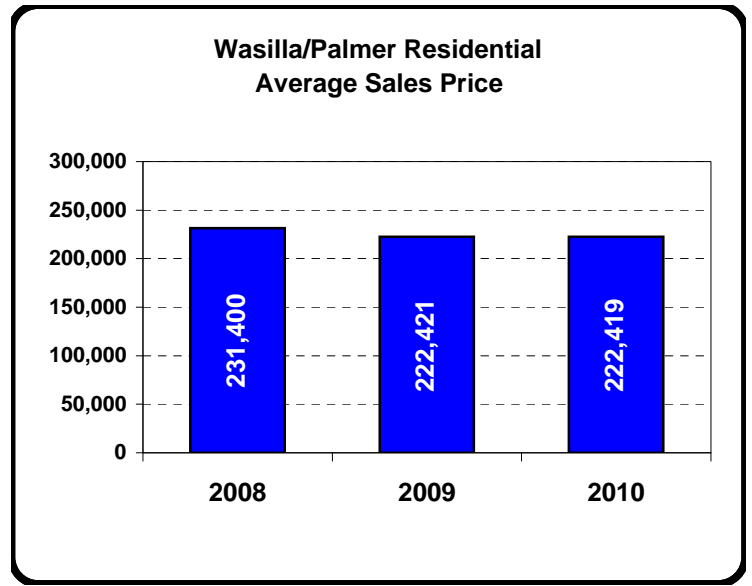
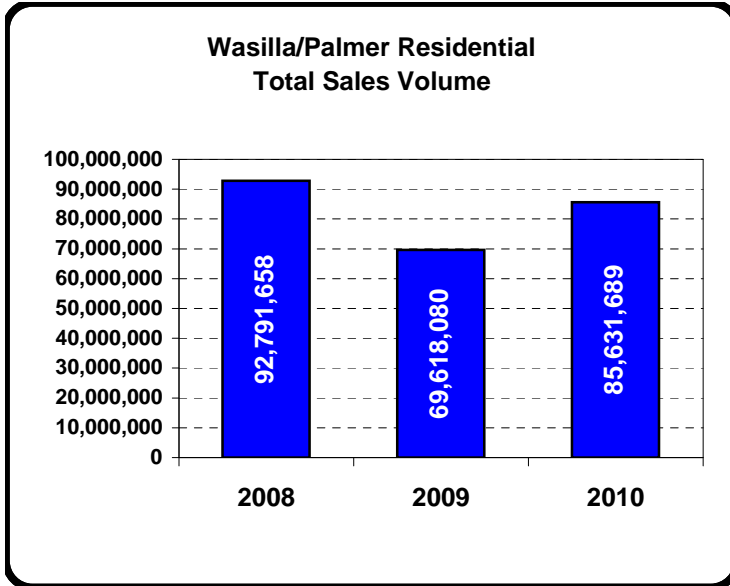


THE FREEMAN-REED INDEX

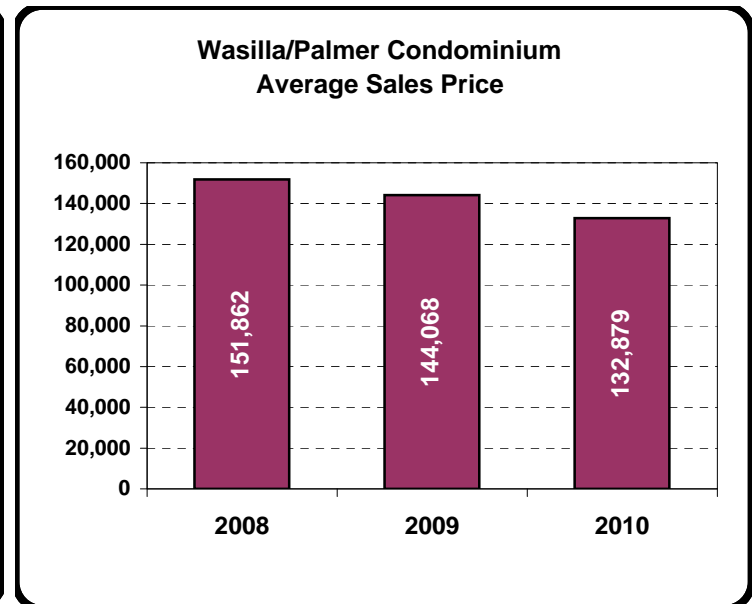
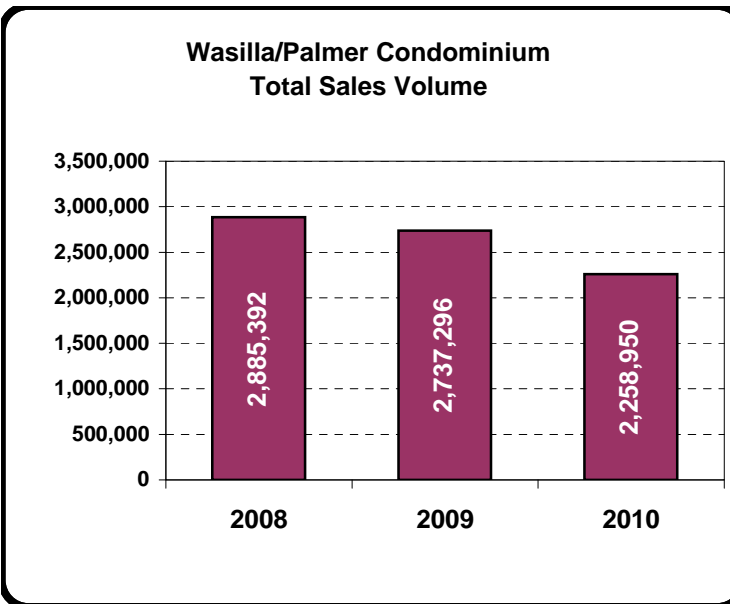
Wasilla/Palmer Core Commute - Sales Volume - 3 Year Trend

Sales Year to Date - January 1st through May 31st



Residential Sales Year To Date

	Total Sales Volume	% Increase/Decrease from Previous Year	Average Sales Price YTD	% Increase/Decrease from Previous Year
2008	92,791,658		231,400	
2009	69,618,080	-24.97%	222,421	-3.88%
2010	85,631,689	23.00%	222,419	0.00%



Condominium Sales Year to Date

	Total Sales Volume	% Increase/Decrease from Previous Year	Average Sales Price YTD	% Increase/Decrease from Previous Year
2008	2,885,392		151,862	
2009	2,737,296	-5.13%	144,068	-5.13%
2010	2,258,950	-17.48%	132,879	-7.77%

This representation is based in whole or in part on data supplied by, and to the Subscribers of Alaska Multiple Listing Service, Inc. (AK MLS). Information contained herein is deemed reliable but not guaranteed. Data maintained by AK MLS is for its own use and may not reflect all real estate activity in the market.

